

Single-phase transformers with EI alternately stacked lamination are produced with electrical output power and dimensions according to table below. Voltage transfer 1-1000 V in any combination. Covering IP 00.

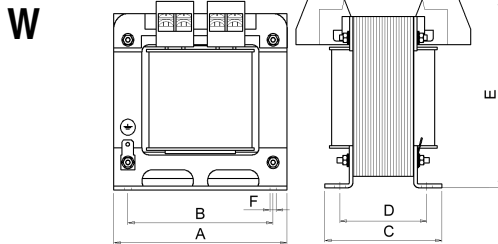
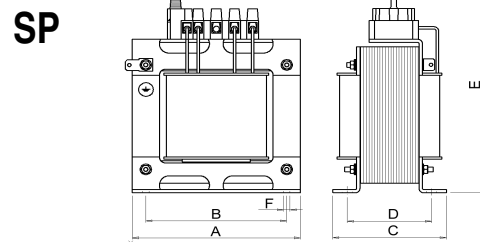
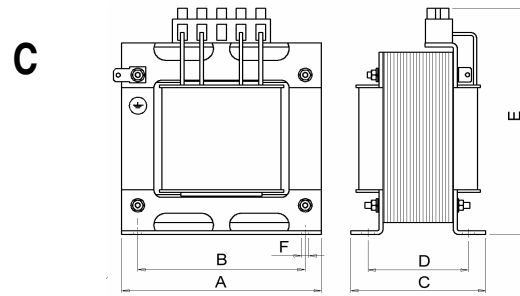
Type :

C - terminal block

SP - terminal block with fuse

W - terminals like WAGO or similar.

Other variations are available upon discussion with the engineering department.



Type	Style	Dimensions [mm]						Rated output VA	Core c.s. area cm ²	Core size mm	Weight (informative) kg
		A	B	C	D	E	F				
E 2020	C	62	50	60	43	75	4	12	3,84	50 x 60	0,45
	SP	62	50	60	43	85	4				
	W	62	50	70	43	60	4				
E 2025	C	62	50	65	47	75	4	20	4,80	50 x 60	0,60
	SP	62	50	65	47	85	4				
	W	62	50	75	47	60	4				
E 2032	C	62	50	70	55	75	4	28	6,14	50 x 60	0,80
	SP	62	50	70	55	85	4				
	W	62	50	80	55	60	4				
E 2525	C	80	64	70	48	90	4	32	6,00	62,5 x 75	1,05
	SP	80	64	70	48	100	4				
	W	80	64	80	48	80	4				
E 2532	C	80	64	80	52	90	4	50	7,68	62,5 x 75	1,30
	SP	80	64	80	52	100	4				
	W	80	64	90	52	80	4				
E 2540	C	80	64	85	65	90	4	70	9,80	62,5 x 75	1,72
	SP	80	64	85	65	100	4				
	W	80	64	85	65	100	4				
E 3232	C	100	80	85	62	110	5	80	9,83	96 x 80	2,10
	SP	100	80	85	62	120	5				
	W	100	80	95	62	95	5				
E 3240	C	100	80	90	70	110	5	100	12,28	96 x 80	2,35
	SP	100	80	90	70	110	5				
	W	100	80	100	70	95	5				
E 3250	C	100	80	105	80	110	5	125	15,36	96 x 80	2,50
	SP	100	80	105	80	120	5				
	W	100	80	110	80	100	5				
E 4040	C	120	100	95	70	130	6	160	15,35	120 x 100	4,30
	SP	120	100	95	70	140	6				
	W	120	100	105	70	115	6				
E 4050	C	120	100	105	80	130	6	200	19,30	120 x 100	4,60
	SP	120	100	105	80	140	6				
	W	120	100	110	80	115	6				
E 5050	C	150	125	110	80	160	6	315	24,00	150 x 125	5,80
	SP	150	125	110	80	170	6				
	W	150	125	120	80	135	6				
E 5058	C	150	125	120	88	158	6	400	27,84	150 x 125	9,10
	SP	150	125	120	88	168	6				
	W	150	125	130	88	135	6				
E 5064	C	150	125	125	94	160	6	400	30,72	150 x 125	11,50
	SP	150	125	125	94	170	6				
	W	150	125	125	94	135	6				